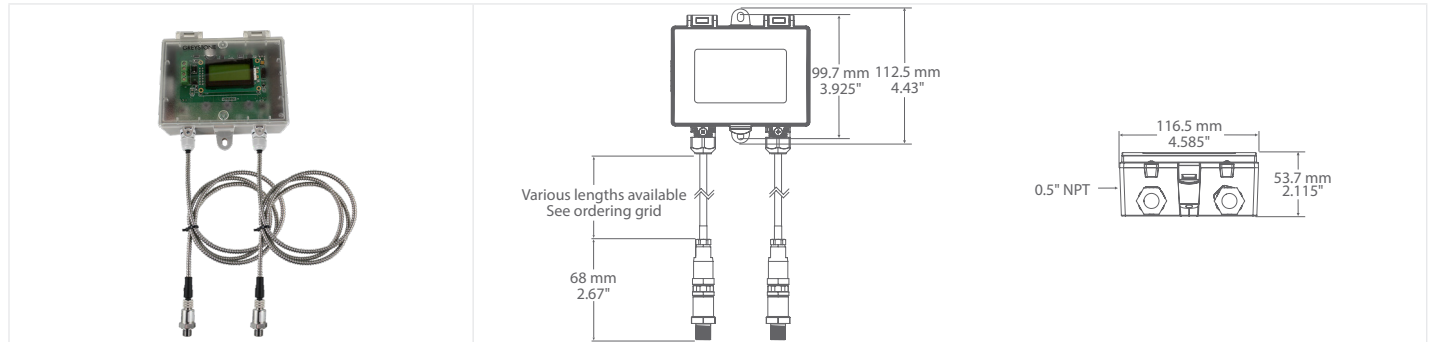


## DIFFERENTIAL PRESSURE TRANSMITTER



### DP SERIES

## PRODUCT DESCRIPTION

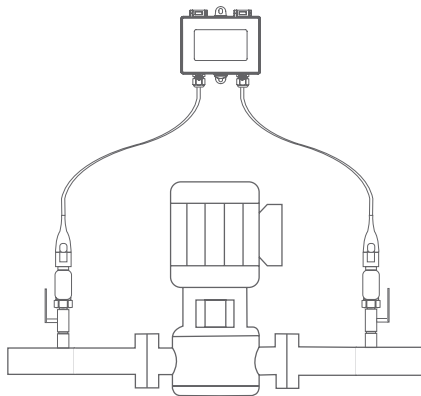
The differential pressure transmitter is designed with dual remote sensors that enable it to accept high pressure ranges up to 500 PSI. All models are rated for overload pressure 2X the maximum full scale range and burst pressure is 5X the maximum full scale range.

Features include field selectable pressure ranges and output signal types, output reversal and slow damping, port swapping and bidirectional measurements for the most flexible applications. The output signal is factory calibrated and temperature compensated for the highest start-up accuracy.

## TYPICAL INSTALLATION

**For complete installation and wiring details, please refer to the product installation instructions.**

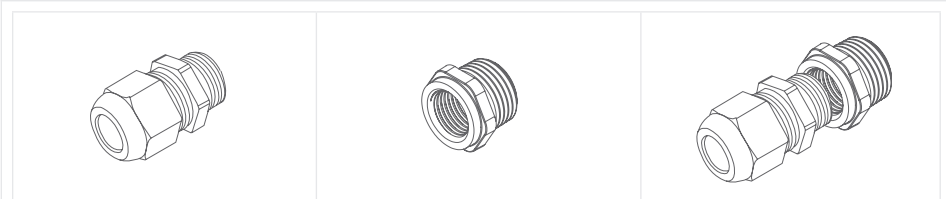
The transmitter mounts on a vertical surface using the two integrated mounting holes. The remote sensor cable connection should be located on the bottom of the enclosure. The two mounting holes will facilitate a #10 size screw (not supplied). Ensure there is enough space around the unit to make the electrical connections and ensure that it is within an acceptable distance for the length of remote sensor cable. Avoid locations with severe vibrations or excessive moisture.



## SPECIFICATIONS

POWER SUPPLY	24 Vac/dc $\pm 10\%$ (non-isolated, half-wave rectified)
CONSUMPTION	75 mA max @ 24 Vdc
OUTPUT SIGNAL	4-20 mA sourcing, 0-5/0-10 Vdc (switch selectable)
OUTPUT DRIVE	<b>Current:</b> 550 $\Omega$ max <b>Voltage:</b> 10,000 $\Omega$ min
PROTECTION CIRCUITRY	Reverse voltage protected, transient protected
LCD DISPLAY	35mm x 15mm (1.4" x 0.6"), 2 line x 8 character
ACCURACY	$\pm 1\%$ F.S. of selected range (range 4 is $\pm 2\%$ F.S.) @ 22°C (72°F) including hysteresis, non-linearity and repeatability
STABILITY	$\pm 0.25\%$ FS typical (1 year)
PRESSURE RANGES	4 per model (menu selectable)
MEDIA COMPATIBILITY	17-4 PH stainless steel
PROOF PRESSURE	2X highest range per model
BURST PRESSURE	20X highest range per model
MAXIMUM LINE PRESSURE	= highest model range
PRESSURE CYCLES	>100 million
SURGE DAMPENING	1-60 seconds averaging (menu selectable)
ZERO ADJUST	Push-button and remote input
SENSOR OPERATING RANGE	-40 to 105°C (-40 to 221°F)
PRESSURE CONNECTION	1/4" NPT male
REMOTE SENSOR RATING	IP67
REMOTE SENSOR CABLE	<b>S:</b> Ft-6 plenum rated cable <b>A:</b> Armored Flexible S/S
WIRING CONNECTION	14-22 AWG screw terminal block
ENCLOSURE	<b>B:</b> Polycarbonate, UL94-V0, IP65 (NEMA 4X) <b>E:</b> Same as B, with thread adapter (1/2" NPT to M16) and cable gland fitting
WEIGHT	650g (22.9 oz) - Including remote cables and sensors
APPROVALS	CE, RoHS
COUNTRY OF ORIGIN	Canada

## ACCESSORIES - INCLUDED WITH F ENCLOSURE OPTION

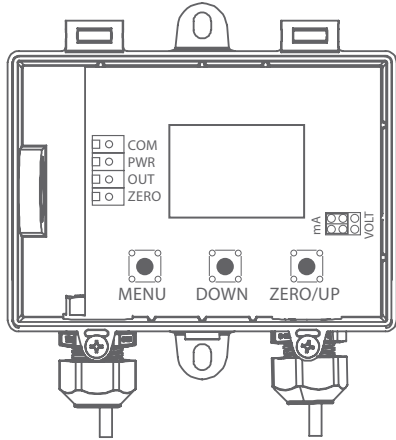


CABLE GLAND FITTING

THREAD ADAPTER 1/2" NPT TO M16



## WIRING INFORMATION



TERMINAL	FUNCTION
COM	Common
PWR	24 Vac/Vdc
OUT	Analog Output
ZERO	Remote Zero Switch

NOTE: Do NOT apply voltage to ZERO terminal.

**WARNING:** Ensure that the maximum individual port pressure does not exceed the highest pressure range of the unit. For example, the highest individual port pressure on a 02 Range Code is 100 PSI. Exceeding this may damage the sensors and give erroneous readings. See Ordering Chart for ratings.

## ORDERING

PRODUCT	<b>DP</b>	Differential Pressure Transmitter
ENCLOSURE	<b>B</b> <b>F</b>	Polycarbonate, with hinged and gasketed cover Same as B, with thread adapter and cable gland fitting
PRESSURE RANGES	<b>01</b> <b>02</b> <b>03</b> <b>04</b> <b>05</b> <b>06</b> <b>07</b> <b>08</b> <b>09</b> <b>10</b> <b>11</b> <b>12</b>	5, 10, 25, and 50 PSI ranges 10, 20, 50, and 100 PSI ranges 25, 50, 125, and 250 PSI ranges 50, 100, 250, and 500 PSI ranges 0.5, 1.0, 2.5, and 5.0 Bar 0.7, 1.40, 3.5, and 7.0 Bar 1, 2, 5, and 10 Bar 3.5, 7, 17.5, and 35 Bar 50, 100, 250, and 500 kPa 70, 140, 350, and 700 kPa 100, 200, 500, and 1000 kPa 350, 700, 1750, and 3500 kPa
CABLE TYPE	<b>S</b> <b>A</b>	FT-6 plenum rated Armored Cable
CABLE LENGTH	<b>15</b> <b>30</b>	1.5m (5') 3.0m (10')

NOTE: Greystone Energy Systems, Inc. reserves the right to make design modifications without prior notice.

## PART NUMBER

DP