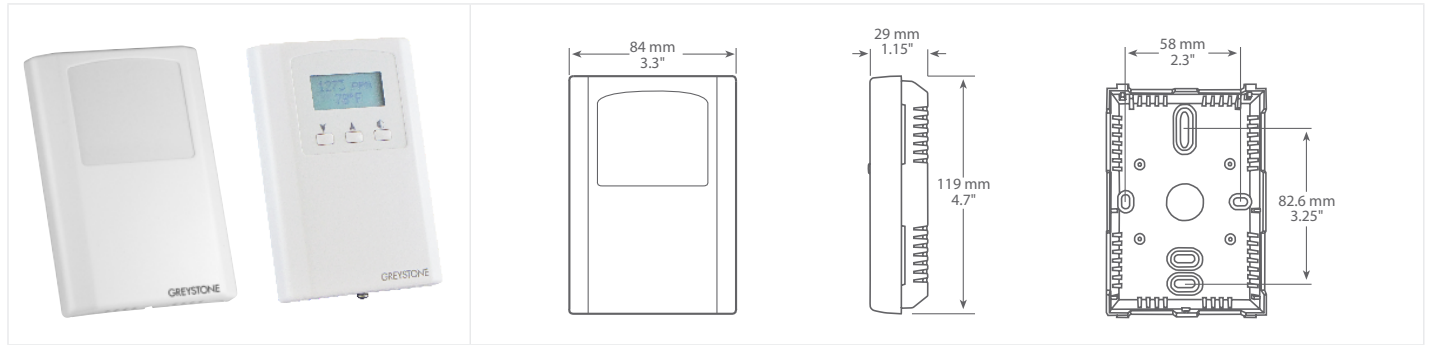




ROOM CARBON DIOXIDE DETECTOR



CD2RMC SERIES

PRODUCT DESCRIPTION

The room CO₂ transmitter device uses a highly accurate and reliable nondispersive infrared (NDIR) sensor in an attractive, low profile enclosure for room applications to monitor CO₂ levels. The sensor uses dual wavelength optics and LTA (long term adjustment) signal processing technology to deliver industry leading long-term accuracy and reliability. These technology features ensure optimum measurement stability for both periodic and constant occupancy applications, so the device is equally suitable for a classroom or a hospital room.

Standard features include a field selectable output signal of either 4-20 mA, 0-5 Vdc or 0-10 Vdc for the highest versatility, programmable CO₂ measurement span, a backlit alpha-numeric LCD and easy menu operation for configuration.

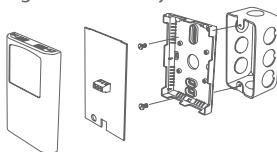
Optional features include a resistive temperature sensor output (with LCD display of temperature in either °C or °F), 2 button setpoint adjustment, a control relay with programmable setpoint, hysteresis and time delay, and a dry-contact override switch.

TYPICAL INSTALLATION

For complete installation and wiring details, please refer to the product installation instructions.

The CD2RMC series can be mounted directly to a single gang electrical box or directly to a wall. The backplate includes many mounting hole configurations to allow for mounting on a variety of electrical boxes.

The basic CD2RMC has a 3 wire configuration with a screw block terminal provided for connection to the Building Automation System.

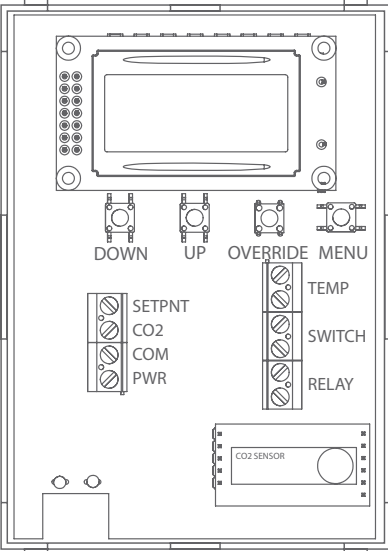


SPECIFICATIONS

GAS TYPE DETECTED	Carbon Dioxide (CO ₂)
SENSOR TYPE	Dual wavelength non-dispersive infrared (NDIR)
SENSOR ACCURACY	± 50ppm + 3% of reading
MEASUREMENT RANGE	0-2000ppm (default), adjustable 1000 - 5000ppm
PRESSURE DEPENDENCY	<1% of reading / kPa
RESPONSE TIME	90 seconds (T90)
WARM-UP TIME	1 minute
SENSOR COVERAGE AREA	100 m ² (1000ft ²) typical
SENSOR LIFE SPAN	>10 years
TRANSMITTER ACCURACY	±0.25% of span (including linearity, hysteresis and repeatability)
POWER SUPPLY	24 Vdc ±20% or 24 Vac ±10% (non-isolated half-wave rectified)
PROTECTION CIRCUITRY	Reverse voltage protected and transient protected
INPUT VOLTAGE EFFECT	Negligible over specified operating range
OUTPUT SIGNAL TYPE	4-20 mA (3-wire), 0-5 or 0-10 Vdc (field selectable)
CURRENT CONSUMPTION	Current: 75 mA @ 24 Vdc max, 150 mA @ 24 Vac max Voltage: 50 mA @ 24 Vdc max, 100 mA @ 24 Vac max
OUTPUT DRIVE @ 24 VDC	Current: 550Ω max Voltage: 10,000Ω min
AMBIENT OPERATING RANGE	-10 to 50°C (14 to 122°F), 5 to 90 %RH non-condensing
STORAGE TEMPERATURE	-30 to 70°C (-22 to 158°F)
STORAGE HUMIDITY	5 to 90 %RH non-condensing
LCD DISPLAY	Units: ppm (CO ₂), °C/°F (optional temperature/setpoint) Range: 0 to 5000ppm, 0 to 50°C (32 to 122°F) Resolution: 1 ppm CO ₂ , (0.1°C/°F for optional temperature sensor) Size: 35mm W x 15mm H (1.4" x 0.6"), 2 lin x 8 character, alpha-numeric Digit Height: 2-line x 8 character
OPTIONAL TEMPERATURE SENSOR	Type: Thermistor and RTD (see ordering chart) Accuracy: See ordering chart Output: 2-wire resistive
OPTIONAL RELAY (2-WIRE OUTPUT)	Selectable CO ₂ high, CO ₂ low, Temp High or Temp Low Rating: Form A (N.O.), 2 Amps @ 140 Vac / 30 Vdc
OPTIONAL OVERRIDE SWITCH (2-WIRE OUTPUT)	Front panel pushbutton Rating: 50 mA @ 12 Vdc max
OPTIONAL SETPOINT CONTROL	Type: Front panel up/down pushbuttons Range: ±10 resistive steps, range 16 to 26°C in 0.5°C increments or 60 to 80°F in 1°F increments Midpoint: Default 21°C/70°F, programmable 18 to 25°C (64 to 77°F) Resolution: Programmable 0.5 / 1°C/°F Action: Programmable direct or reverse acting
ENCLOSURE	Material: ABS, White Dimensions: 84mm W x 119mm H x 29mm D (3.3" x 4.7" x 1.15") Protection: IP30 (NEMA 1)
WIRING	Screw terminal block (14 to 22 AWG)
APPROVALS	CE, RoHS
COUNTRY OF ORIGIN	Canada



WIRING INFORMATION



TERMINAL	FUNCTION
SETPNT	Resistance Output
CO ₂	Analog Output
COM	COMMON
PWR	Supply Voltage
TEMP	Resistance Output
SWITCH	Digital Output
RELAY	Digital Output

ORDERING

PRODUCT	CD2RMC	Room Carbon Dioxide Sensor
DISPLAY	C V	Concealed LCD (Not available if setpoint selected) Viewable LCD
OPTIONAL RELAY	X R	None Adjustable Relay
OPTIONAL OVERRIDE	X S	None Override

PART NUMBER

NOTE: Greystone Energy Systems, Inc. reserves the right to make design modifications without prior notice.

ACCESSORIES	CDD1-CALKIT-GS	Calibration kit (Gas not included) for calibrating CD & CDD series CO ₂ Transmitters.
-------------	-----------------------	--

5-YEAR CALIBRATION GUARANTEE

Greystone offers a 5-year calibration guarantee on all its CD series wall and duct mount sensors used for CO₂ based ventilation control. The CD series uses dual wavelength optics and LTA (long term adjustment) signal processing technology to deliver industry leading long-term accuracy and reliability. These technology features ensure optimum measurement stability for both periodic and constant occupancy applications. If the sensor is found to be out of calibration more than 150 PPM as compared to a calibration gas or recently calibrated reference, Greystone will provide a free factory calibration of the sensor if returned to Greystone.

